

LUXTRUST

Enabling a digital world

How to switch from the **Token** to the **LuxTrust Mobile** app?



Before you start, you will need:



Your LuxTrust credentials

User ID and password



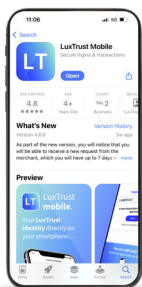
Your smartphone

Smartphone with App Store or Google Play account



Your LuxTrust Token

How to activate the LuxTrust Mobile app?



1

Install the LuxTrust Mobile app from your **App Store** or **Google Play**.



2

Open your **LuxTrust Mobile** app on your smartphone.

Tap **LOGIN** on the welcome screen.



3

Enter your **LuxTrust User ID** and **password**. They are the same as the User ID and password you are using when authenticating with your Token.

Tap **NEXT** to continue.



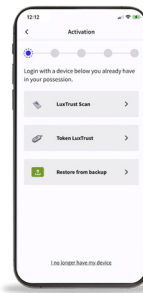
6

(Optional)
You can enable **biometrics** for validating transactions without entering the PIN code.



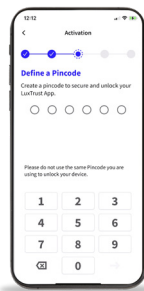
5

Enter the **OTP** (One Time Password) generated by your Token.
Tap **NEXT**.



4

On the following screen, select the **LuxTrust Token**.



7

Define a **PIN code** (of 6 digits) to validate your transactions.
Confirm the selected PIN code by entering it a second time.

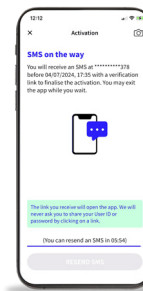
LuxTrust recommends to define a different PIN than the one you use to unlock your smartphone.



8

Define a **name for your device** that you can remember.
It will help you in case you need to replace this device or suspend access to the app.

Tap **NEXT** to continue.



9

Wait for the **SMS** containing a **link** to finalise the activation.

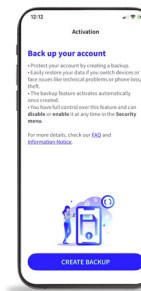
It can take up to 6 hours to receive it. In the meantime, you can exit the app.

When you receive the SMS, click on the **link**. The LuxTrust Mobile app will open automatically.

Please, do not share this SMS with anyone. LuxTrust will never ask you to share your credentials by clicking on this link.



This screen displays your certificate details.
Tap **FINISH** to finalise the activation and start using your LuxTrust Mobile app.



10

Back up your account to easily restore your app if you switch devices or face technical issues.

*You can choose to **disable** or **enable** this feature at any time in the Security menu.*



Support & Service

From Monday to Friday
From 8am to 6pm
Phone: +352 24 550 550
Email: questions@luxtrust.lu



Address

LuxTrust S.A.
IVY Building | 13-15, Parc d'activités
L-8308 Capellen | Luxembourg